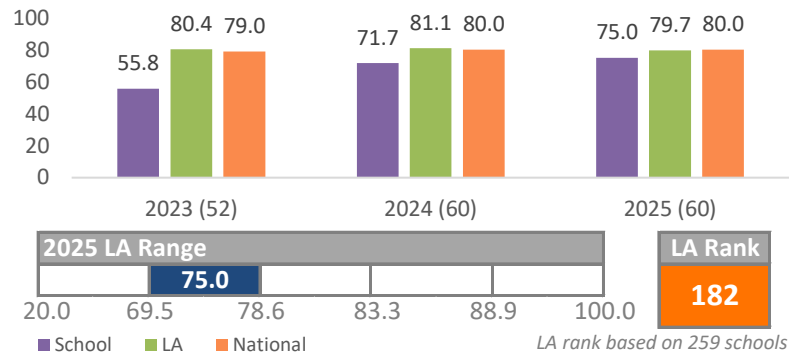




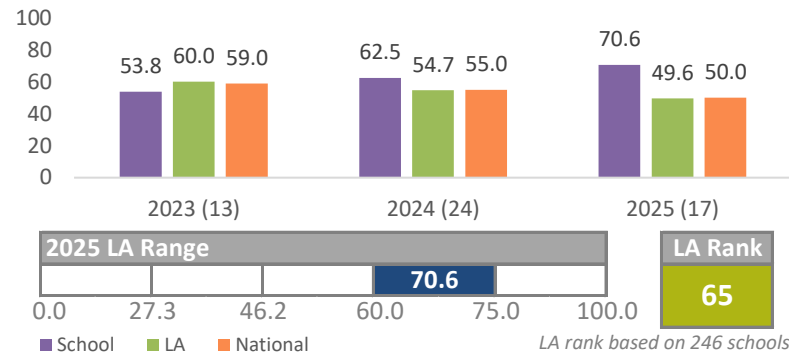
Year 1 Phonics

Percentage meeting the required standard



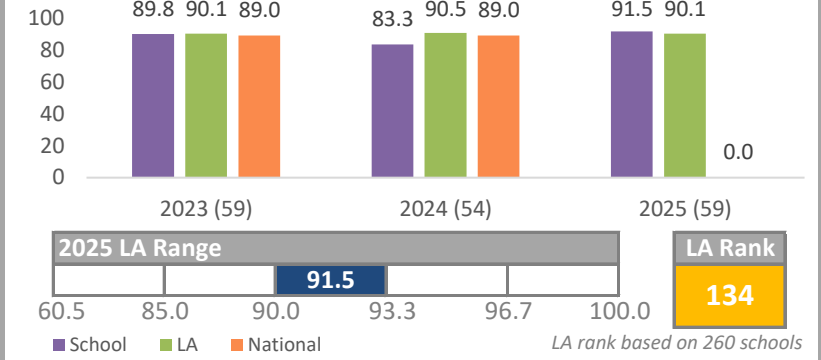
Year 2 Phonics Re-check

Percentage meeting the required standard

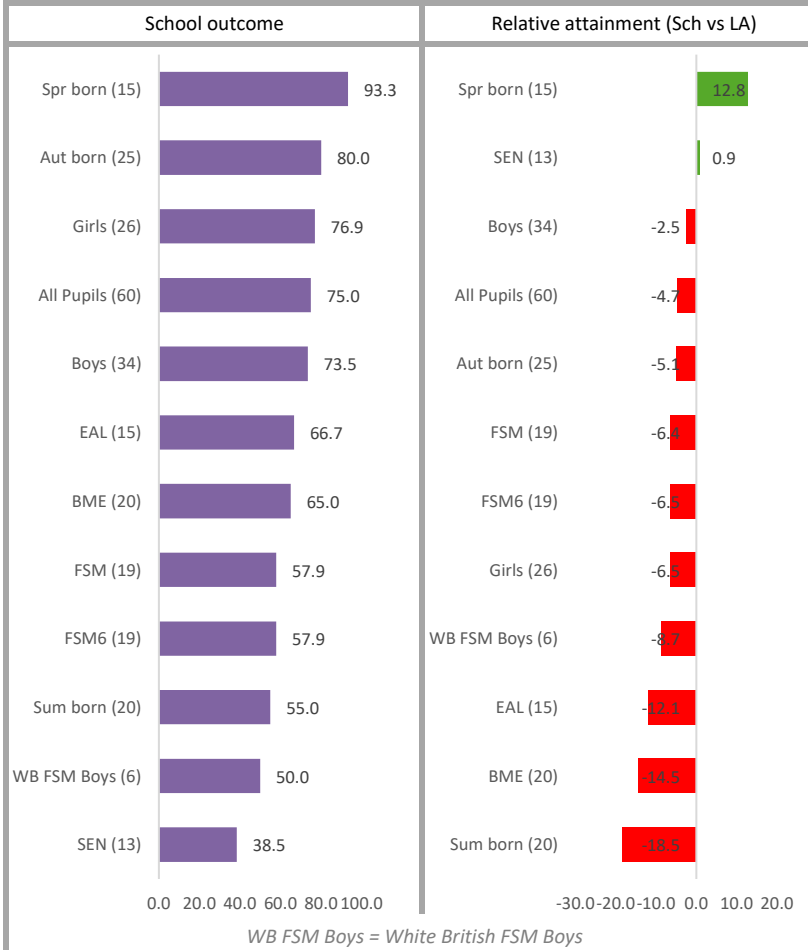


All Pupils at end of Year 2

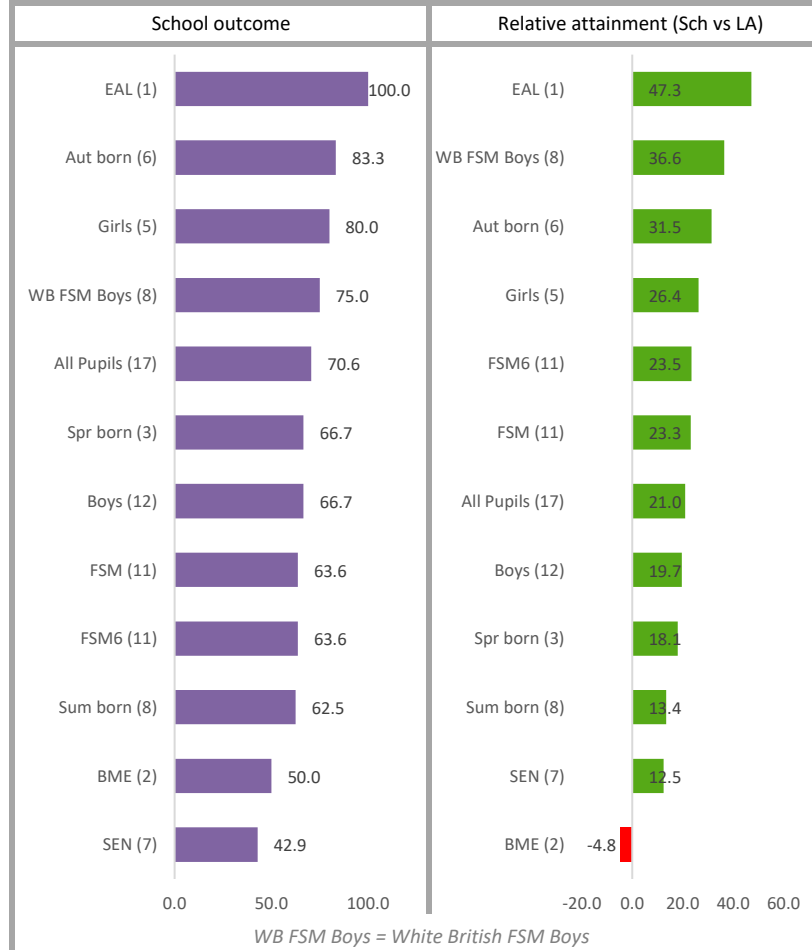
Percentage meeting the required standard



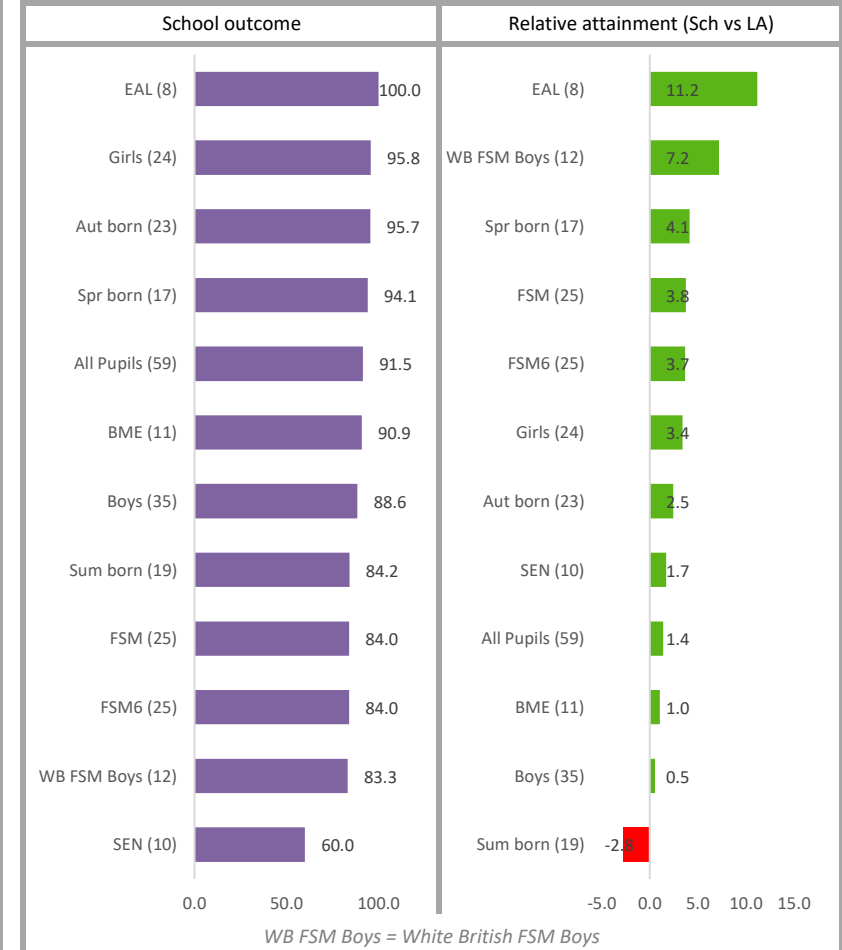
Percentage meeting the required standard by pupil group



Percentage meeting the required standard by pupil group



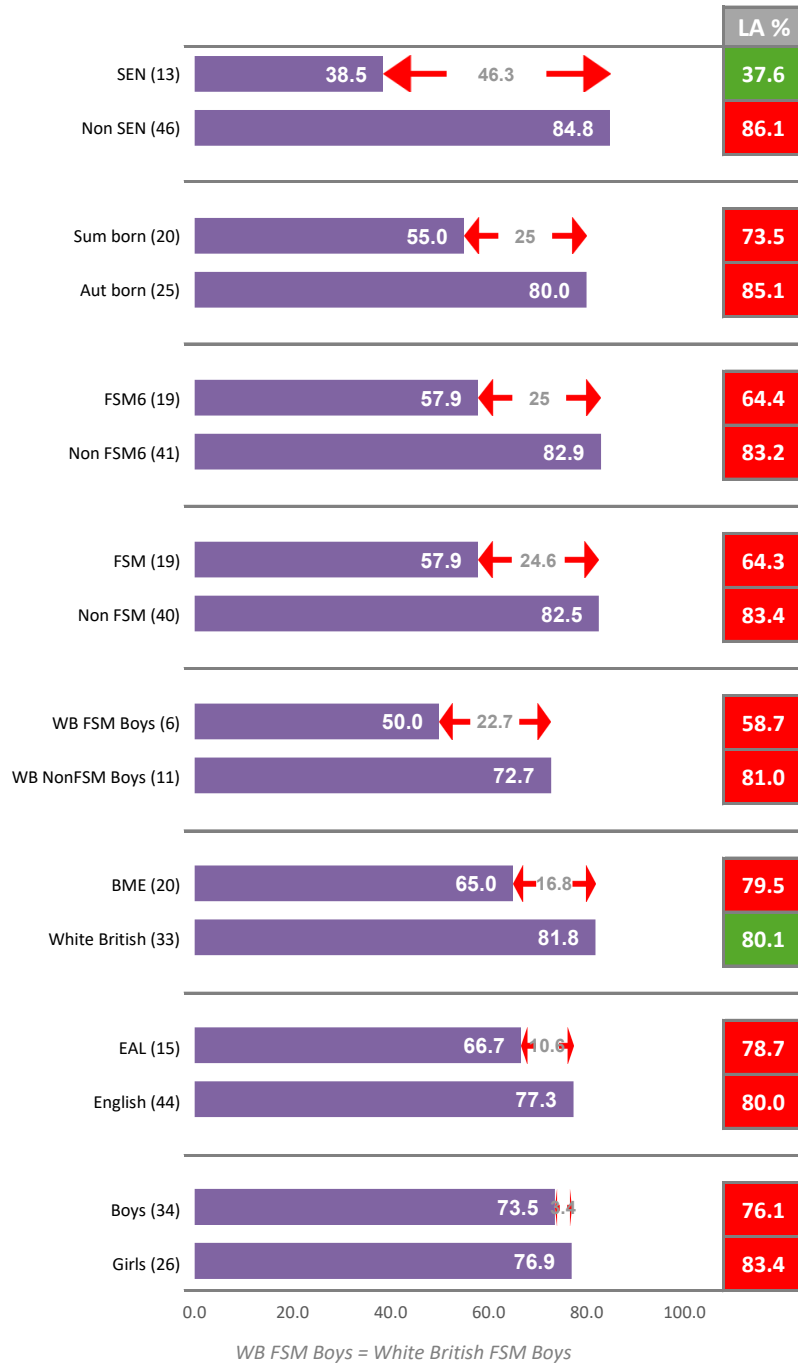
Percentage meeting the required standard by pupil group





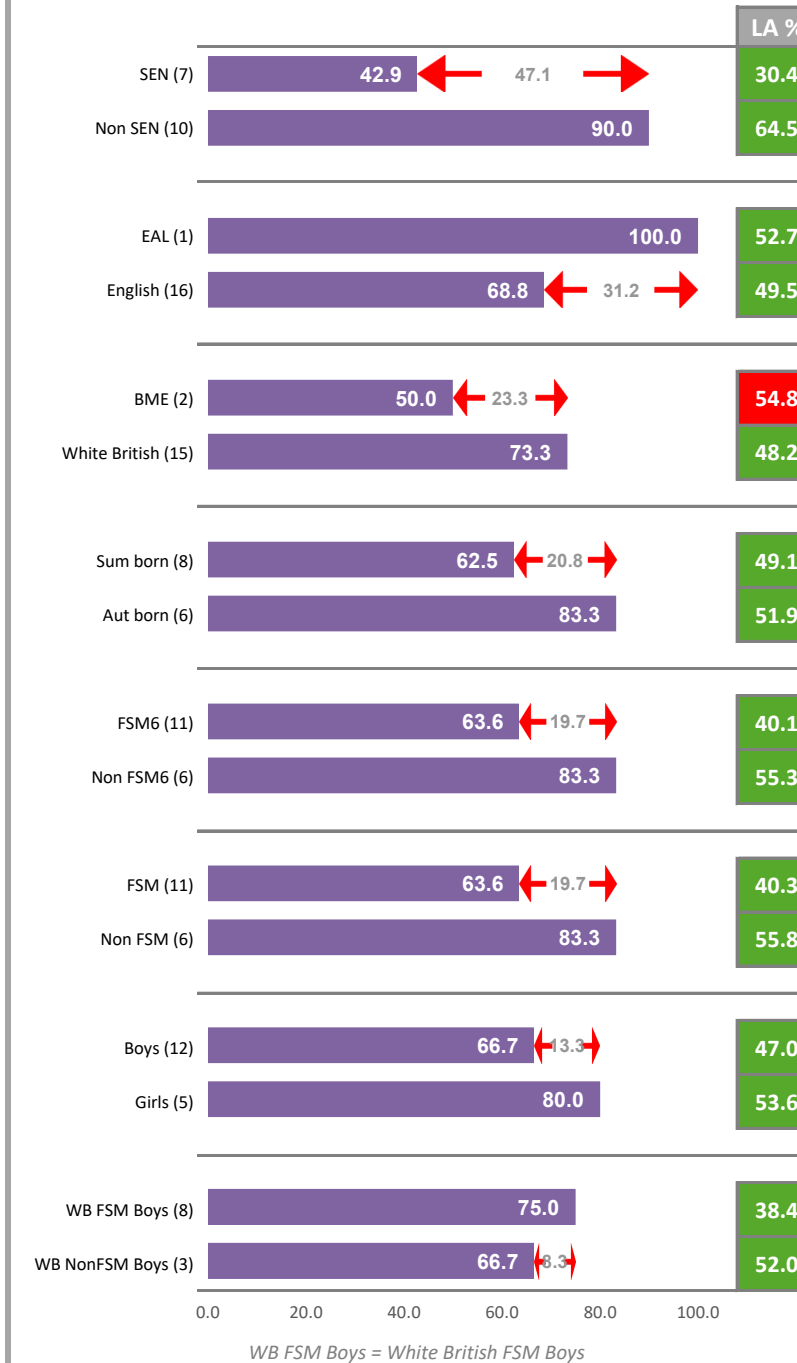
Year 1 Phonics

Percentage meeting the required standard
by pupil group and the associated attainment gap



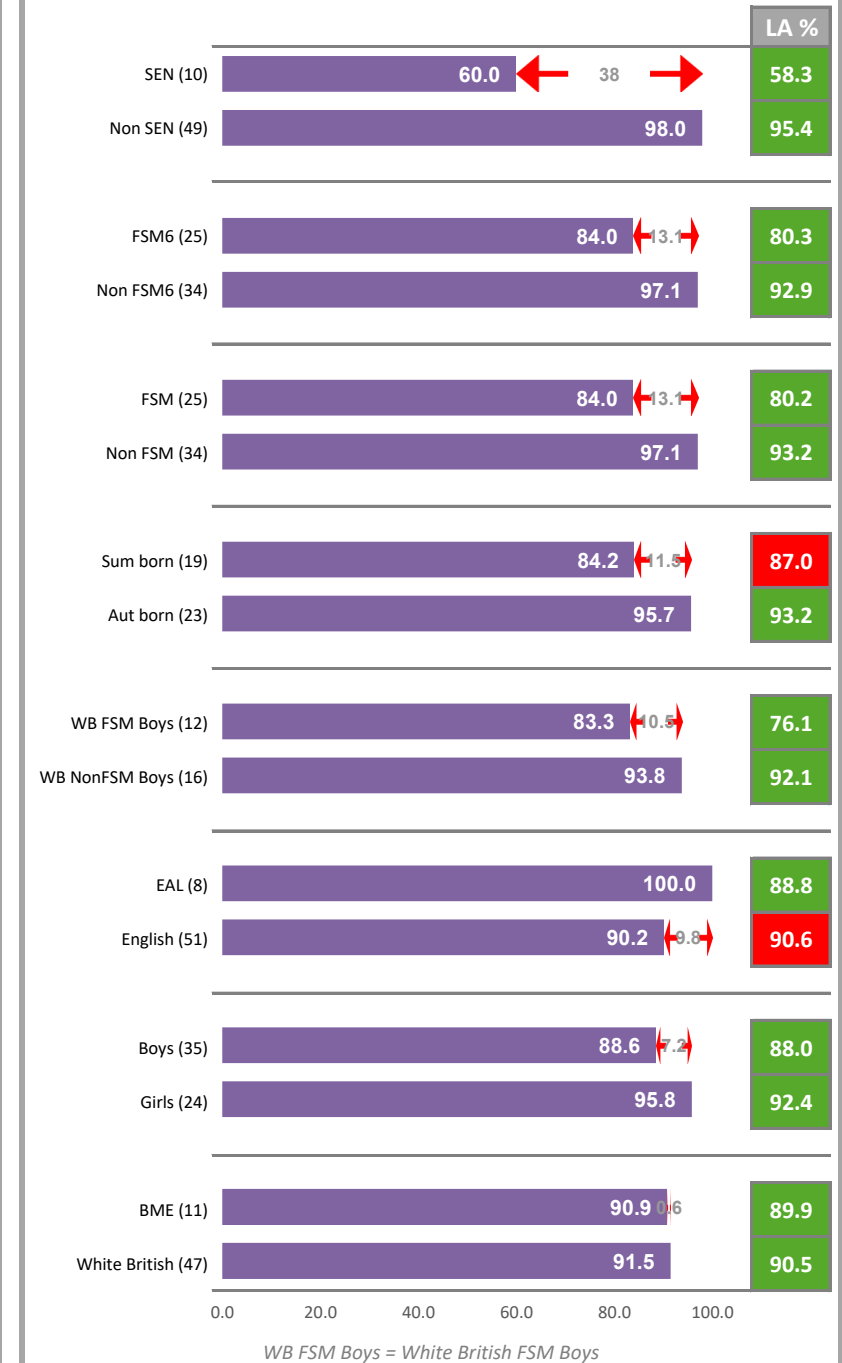
Year 2 Phonics Re-check

Percentage meeting the required standard
by pupil group and the associated attainment gap



All Pupils at end of Year 2

Percentage meeting the required standard
by pupil group and the associated attainment gap





Subject or measure which the below analysis relates

Shows the range of results for schools in the LA (excluding special schools) for this subject / measure in the stated assessment year (2017 in this example). Broadly the same number of schools (20% or a fifth) are placed in each segment. The lowest ranked school scored 33.3 and the highest school scored 100. This school features in the second quintile (second fifth) for this measure which is identified by the blue box. Schools in the second quintile scored between 60.0 and 67.2. The value in the blue box (65.2) is the schools outcome.

Shows outcomes for pupil groups within the school for this subject / measure in the latest assessment year (2017 in this example). The pupil groups are ordered with the highest performing group at the top and lowest towards the bottom. Any group(s) with no pupils will appear at the bottom of the list (identified by the 0 in brackets - SEN, BME and EAL in this example). Caution should be used when interpreting outcomes of small groups.

Pupil groups

WB FSM - White British Free School Meal pupils

Aut / Spr / Sum born - Autumn born (pupils with a date of birth month of Sept, Oct, Nov or Dec) / Spring born (Jan, Feb, Mar, Apr) / Summer born (May, Jun, Jul, Aug).

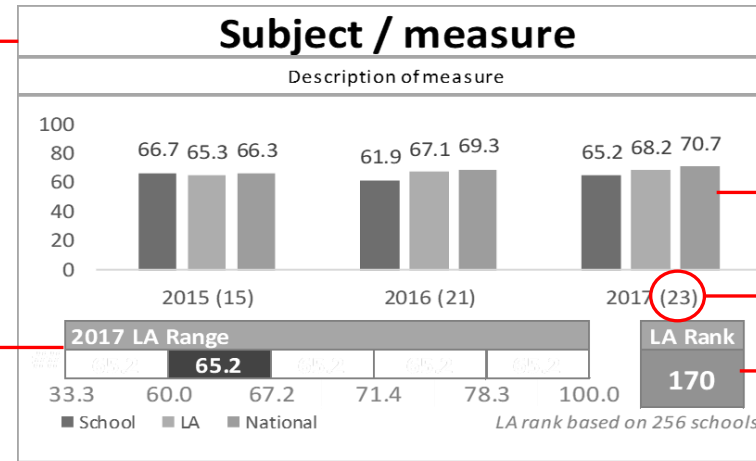
FSM - pupils eligible for Free School Meals

FSM6 - pupils eligible for Free School Meals at any point in the past 6 years

SEN - Pupils with Special Educational Needs (any SEN)

BME - Black and minority ethnic pupils. Any pupils with a main ethnicity code other than White British, Refused or Information Not Obtained

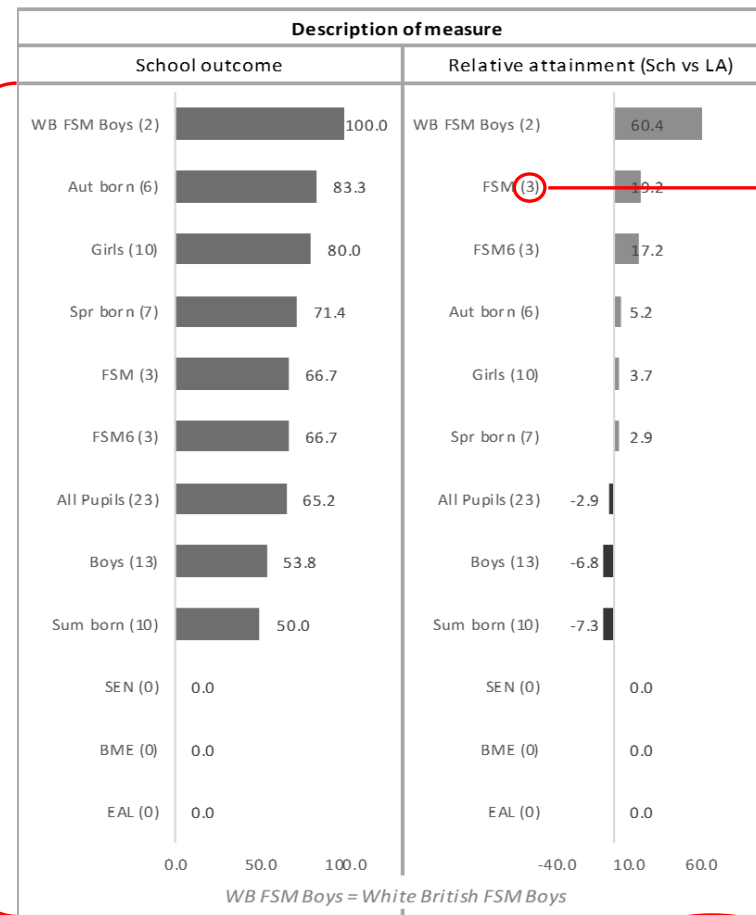
EAL - English as an Additional Language. Any pupils with a language code other than English, Believed to be English, Refused or Information Not Obtained



Trend showing school, LA and national outcomes

Shows a rank against all schools (excluding special schools) in the LA for this subject / measure in the latest assessment year (2017 in this example). This school is ranked 170th out of 256 schools.

Figures in brackets refer to pupil numbers. In this example there were 23 pupils in the 2017 cohort and 3 FSM pupils.



Shows the difference between the pupil groups in the school compared with the same group in the LA for this subject / measure in the latest assessment year (2017 in this example). The pupil groups are ordered with the highest performing group in comparison to the LA cohort at the top and lowest towards the bottom. Any group(s) with no pupils will appear at the bottom of the list (identified by the 0 in brackets - SEN, BME and EAL in this example). Caution should be used when interpreting outcomes of small groups.

Date in which the report was created. Any changes made since this date will not be reflected.


Report created: 01/01/2017



Subject or measure which the below analysis relates

Shows outcomes for pupil groups within the school for this subject / measure in the latest assessment year. The pupil groups are ordered with the largest gap (the difference between the vulnerable group and other pupils) at the top and the group with the smaller gap at the bottom of the list (identified by the 0 in brackets). Caution should be used when interpreting outcomes of small groups.

Figures in brackets refer to pupil numbers. In this example there were 8 FSM pupils in the cohort.



The red arrows represent the percentage point gap between the two pupil groups. In this example there is a within school gap of 55.6 percentage points between white British pupils (where 88.9% achieved this outcome) and pupils from a black or minority ethnic group (where 33.3% achieved the measure).

Shows the outcome for the particular pupil group in the LA. The value is shaded depending on if the school outcome is above (green) or below (red) the LA average. In this example summer born pupils in the school are doing better than the LA average so is shaded green where Autumn borns are below the LA average so shaded red.

For a definition of pupil groups please refer to the attainment guidance.



Phonics - all pupils at end of year 2

Prior to 2024: Cohort is based on any pupil with an assessment at end of key stage 1 or with a year 2 phonics re-check in the stated year. This cohort is then matched to the outcomes for the year 2 phonics re-check cohort for the stated year and any pupils with missing results are matched to the previous year 1 outcomes.

From 2024: Cohort is based on all year 2's recorded in the May school census of the stated year together with any year 2's with a phonics re-check at your school.

Any pupil recorded on your May census but has a year 2 re-check result recorded against another Nottinghamshire school is removed from your cohort and re-assigned to the school in which they undertook the phonics re-check.

This cohort is then matched to the outcomes for the year 2 re-check cohort for the stated year and any pupils with missing results are matched to historical year 1 outcomes.

Any pupil with a missing year 2 re-check outcome AND has a year 1 outcome of Working Towards (Wt), Absent (A), Disapplied (D) or is unmatched to their year 1 outcome (eg. new to the country) is excluded from your cohort as it is deemed that these pupils were no longer at your school during the phonics check period otherwise they would have undertaken the re-check with you.